

1. CoSADIE Data Center Census

(cf. Fig. 1)

Markus Demleitner
 msdemlei@ari.uni-heidelberg.de

(cf. Fig. 2)

- What we've got
- What I make of it
- Review

2. What We've Got I

Ingestion of 2010 and 2008 results and rough cleanup gave about 79 data centers with 270 resources.

By August 2013, we had 47 updated data center records with 162 resources. About 20 responses were carefully done.

Questionnaire was essentially free-text. For some statistics, we assigned tags for

- organizational attachment
- science focus
- spectral range

We assigned 233 tags.

Six useful comments on expectations from the VO.

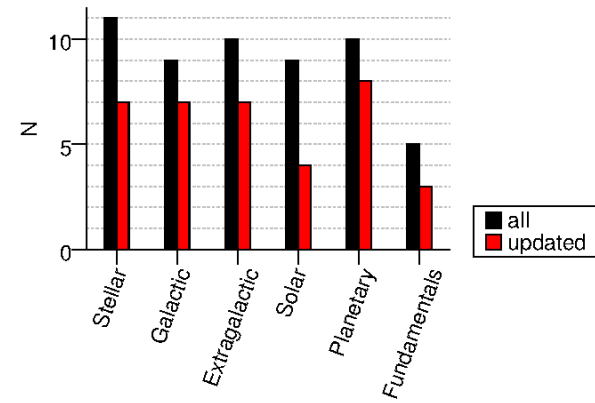


Fig. 3

3. What We've got II

(cf. Fig. 3)

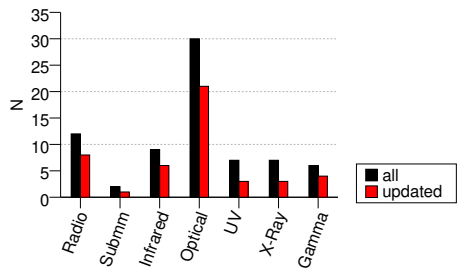


Fig. 4

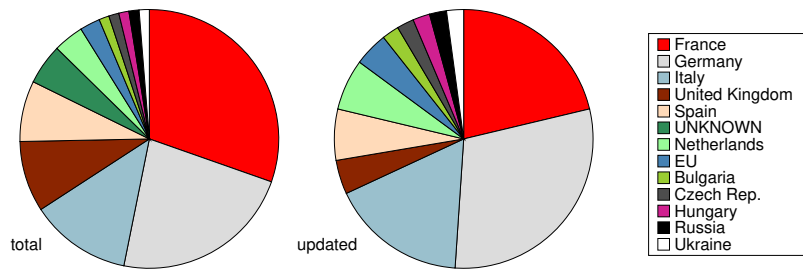


Fig. 5

4. What We've got III

(cf. Fig. 4)

5. What We've got IV

(cf. Fig. 5)

6. What I Make From It

- Help desk!
- Principled organization?
- Almost no proprietary worries?
- Finances, even projects matter

7. Review

- Free text is nice, but questions must be more specific
- In particular: VO experiences, VO concepts
- Tags are useful; we should make respondents set them, though
- Add diachronics
- Add research on dead and dying projects
- Go out and find more candidates
- Come up with a narrative for why filling out matters